

South African Professional Hunting Statistics for 2022

Outline

- Reflections of the hunting industry
- Summary of the hunting stats



Reflections in hunting industry

1. Hunting quotas (leopard, Elephant and Black rhino)

- No hunting quota and export quota issued for 2022 and 2023 due to the ongoing court case
- Internal process has been initiated awaiting finalization with advise from legal

2. Bontebok applications for import into the USA


- USFW visit to South Africa
- Applications are currently being processed. Clients who previously submitted may need to submit new applications

3. Lion applications to the USA

- Wild lions being processed

Reflections in hunting industry

Kiaat: CITES II listing



forestry, fisheries
& the environment

Department:
Forestry, Fisheries and the Environment
REPUBLIC OF SOUTH AFRICA



EU Captive bred Lions Import

CAPTIVE BRED LION QUESTIONS

1. Name of the breeding farm, location of the facility and year of establishment
2. Date of first breeding and first production of F2 specimens.
3. Description and photographs of the breeding method and facilities of the breeder
4. Current (breeding) stock (number and age of adult males, adult females, and (unsexed) juveniles)
5. Number of offspring per year over the past 5 years
6. Mortality rates
7. Number of animals from the wild added per year
8. Reports of inspections by MA and/or SA of South Africa



Reflections in hunting industry

White Rhino Trophies Import restrictions:

- Vietnam
- China
- Poland
- Czech Republic
- Slovakia
-



forestry, fisheries
& the environment

Department:
Forestry, Fisheries and the Environment
REPUBLIC OF SOUTH AFRICA



Reflections in hunting industry

IPPHC

- Bow Hunting Policy
- IPPHC Policy update
- Hunting Register updated



forestry, fisheries
& the environment

Department:
Forestry, Fisheries and the Environment
REPUBLIC OF SOUTH AFRICA



Hunting stats 2022

- Period of stats reflected: 1 January 2022 to 31 December 2022
- Pricelist are requested from outfitters and an average of the amounts is used to determine the prices for each species.
- To ensure that the statistics remains reliable, the average species prices and daily rate is determined from pricelists of the same outfitters every year.



Assumptions

A

One client per Professional hunter

One on One

C

All hunts are accounted for during the report period

All the pink copies of the PH registers were returned to the issuing authorities after the hunt.

B

All animals hunted are males and/or trophy animals

D

Data is correctly captured and reflected as per PH Register and no observers were accounted for.

The following was not taken into consideration when compiling the hunting stats

1

- Land,
- Fencing,
- Game animals,
- Licenses & Permits
- Facilities,
- Maintenance,
- Staff

GAMEFARM
MAINTANANCE AND
INFRASTRUTURE
COSTS

2

- Air tickets,
- Fuel,
- transport,
- shipping fees
- other Tourism activities

TRANSPORT

3

- Banks,
- Gifts,
- Curios,
- Souvenirs,
- Beverages,
- Special food

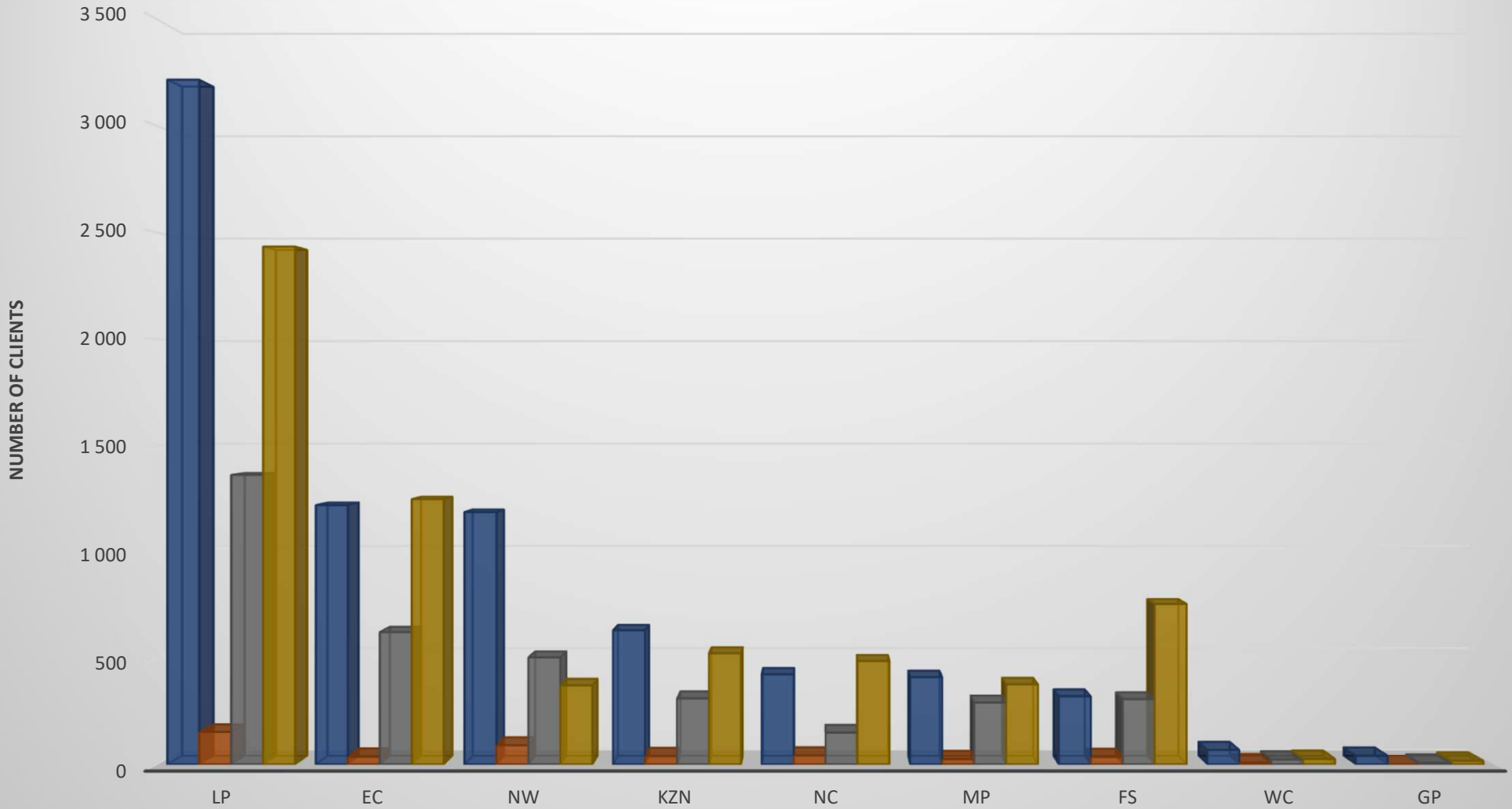
RETAIL

4

- Clothing ,
- Firearms ,
- Ammunition,
- Equipment
- Tips,
- Videos,
- Photographs,
- Taxidermy (trophies),

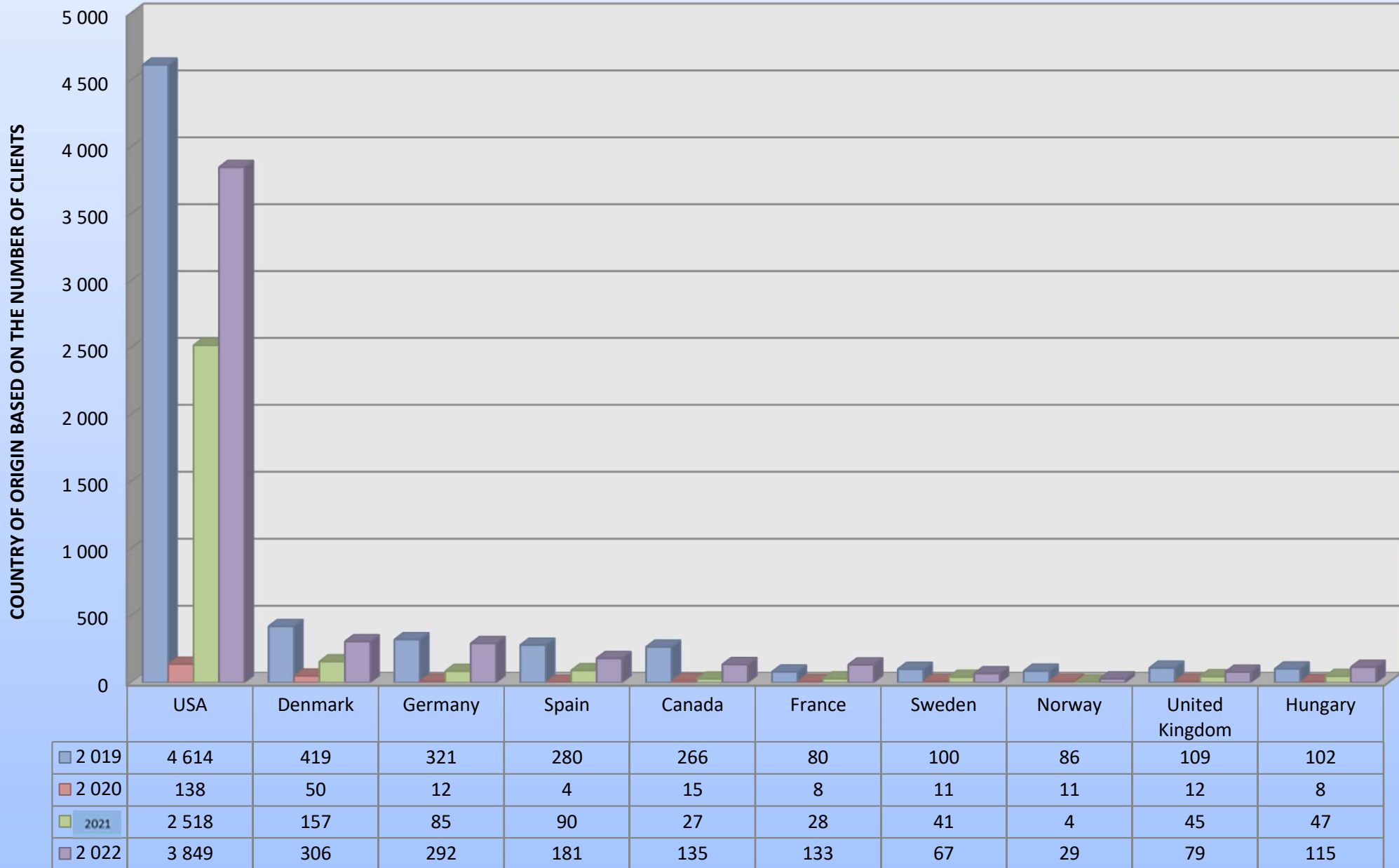
PRE & POST HUNTING
EXPENSES

RSA - NUMBER OF CLIENTS - PER PROVINCE



	LP	EC	NW	KZN	NC	MP	FS	WC	GP
■ 2 019	3 217	1 221	1 188	632	424	411	321	68	41
■ 2 020	153	36	90	39	42	25	35	9	0
■ 2 012	1 363	623	504	311	150	291	307	23	7
■ 2 022	2 434	1 249	372	524	487	377	756	26	17

RSA - CLIENTS - COUNTRY OF ORIGIN - TOP 10

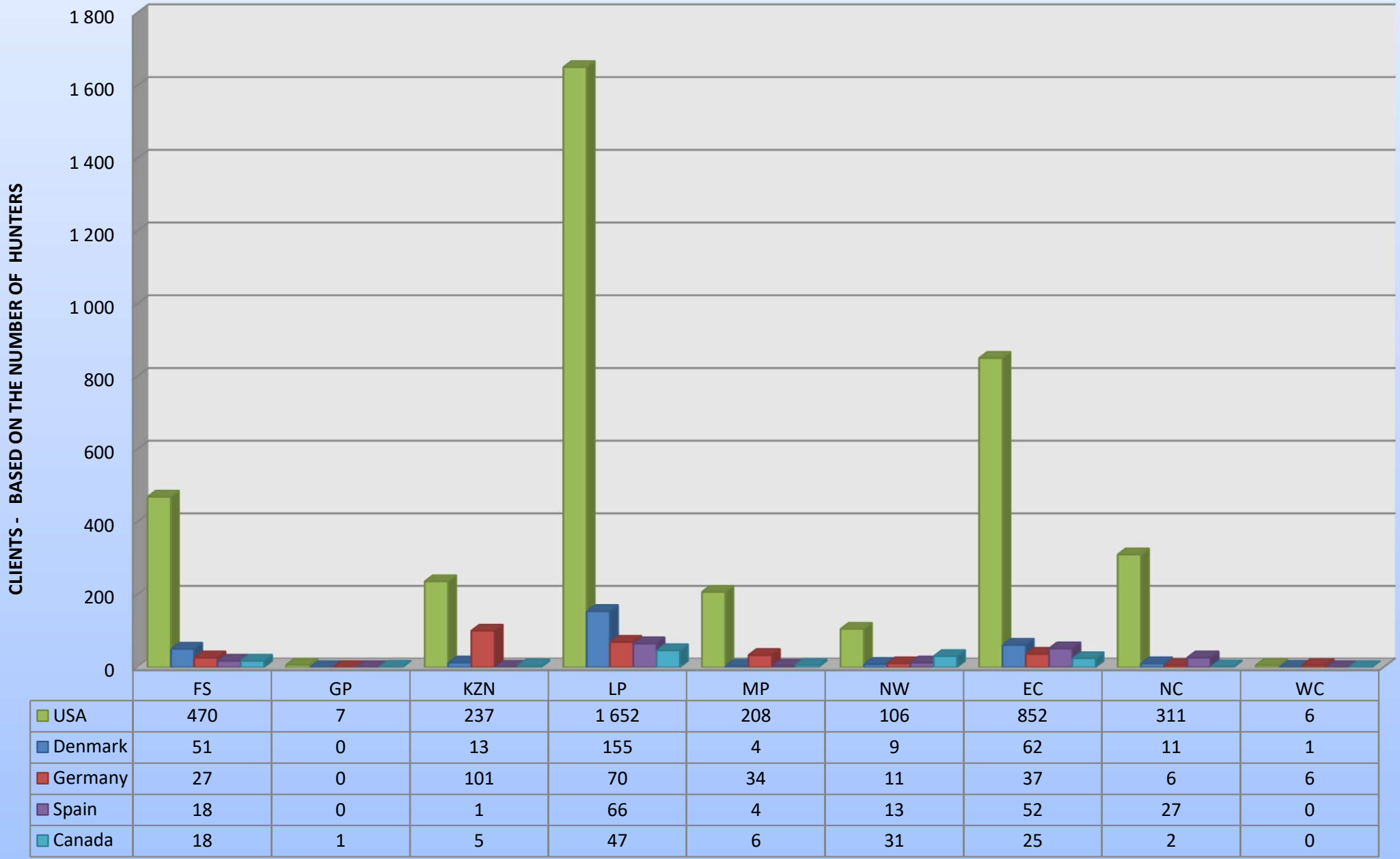


forestry, fisheries
& the environment

Department:
Forestry, Fisheries and the Environment
REPUBLIC OF SOUTH AFRICA



RSA - CLIENTS - TOP 5 COUNTRIES - PER PROVINCE



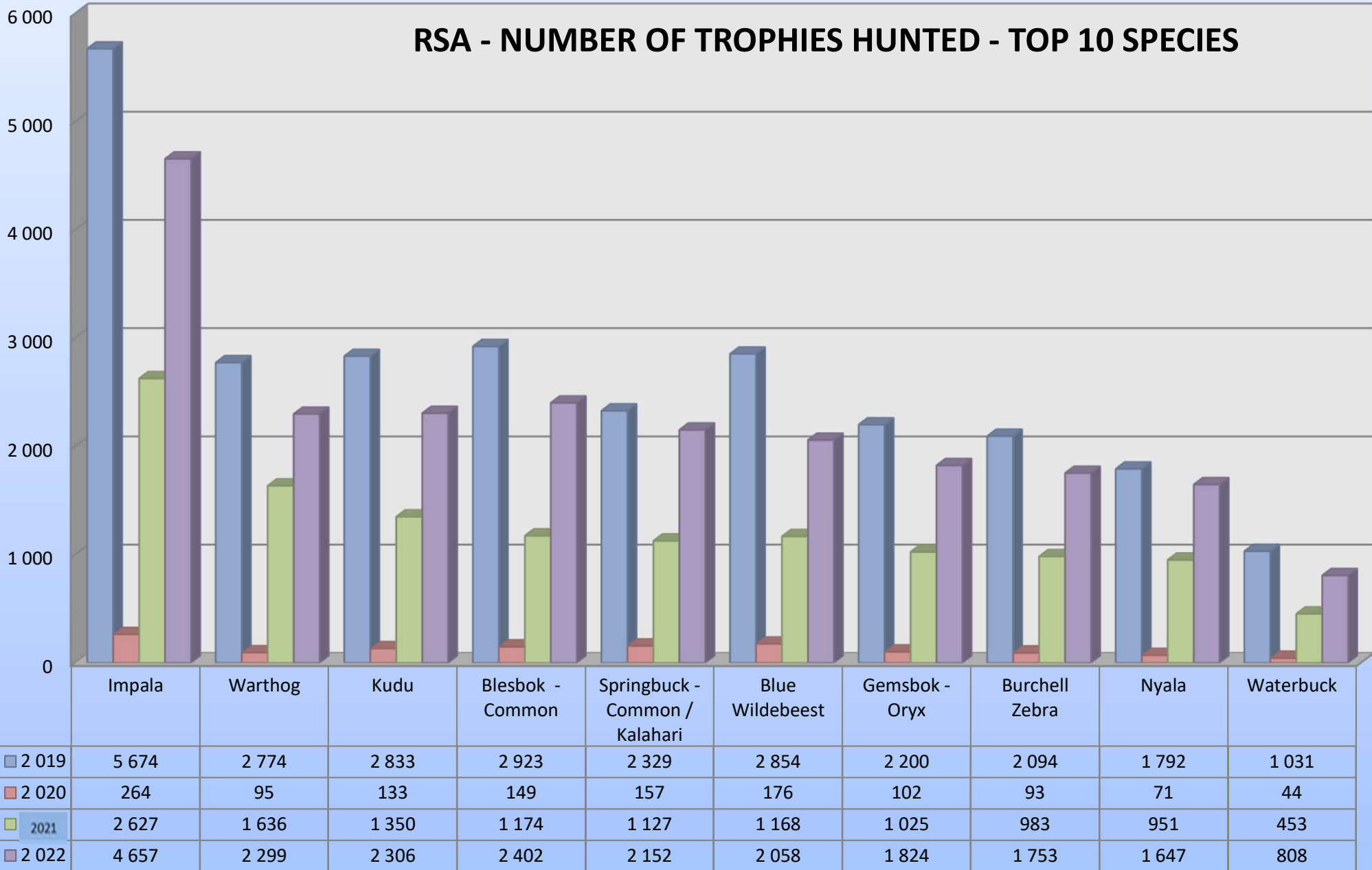
**forestry, fisheries
& the environment**

Department:
Forestry, Fisheries and the Environment
REPUBLIC OF SOUTH AFRICA



RSA - NUMBER OF TROPHIES HUNTED - TOP 10 SPECIES

TROPHY'S - BASED ON THE NUMBER OF ANIMALS HUNTED



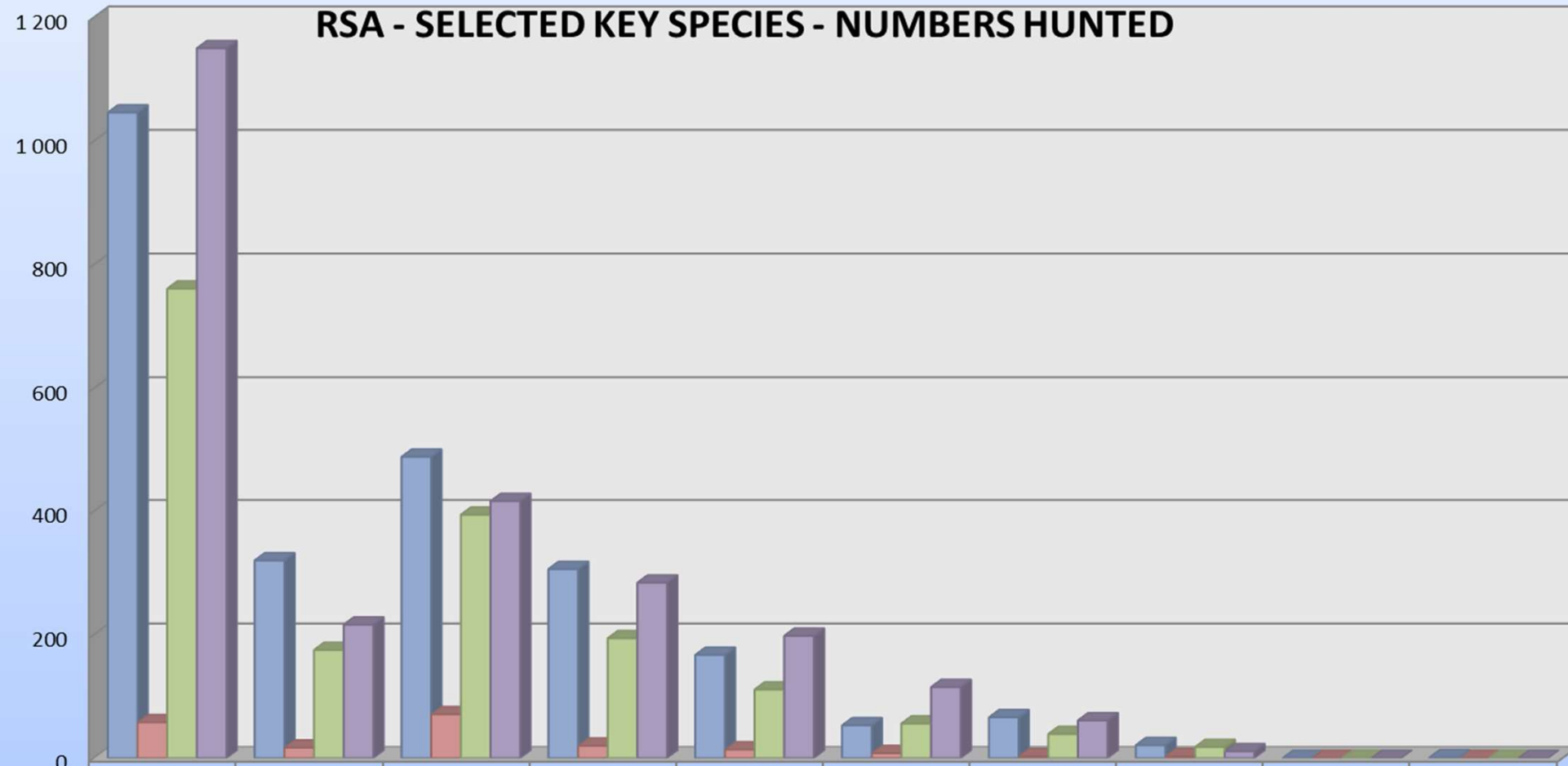
forestry, fisheries
& the environment

Department:
Forestry, Fisheries and the Environment
REPUBLIC OF SOUTH AFRICA



RSA - SELECTED KEY SPECIES - NUMBERS HUNTED

TROPHY'S - BASED ON THE NUMBER OF ANIMALS HUNTED



	Buffalo - African / Cape	Ostrich	Lion	Roan	Crocodile	White Rhino	Hippo	Elephant	Leopard	Black Rhino
2019	1 046	320	489	306	167	53	66	21	0	1
2020	58	17	71	20	14	8	3	3	0	0
2021	761	175	394	194	111	56	39	18	0	0
2022	1 150	216	416	284	198	115	61	11	0	0

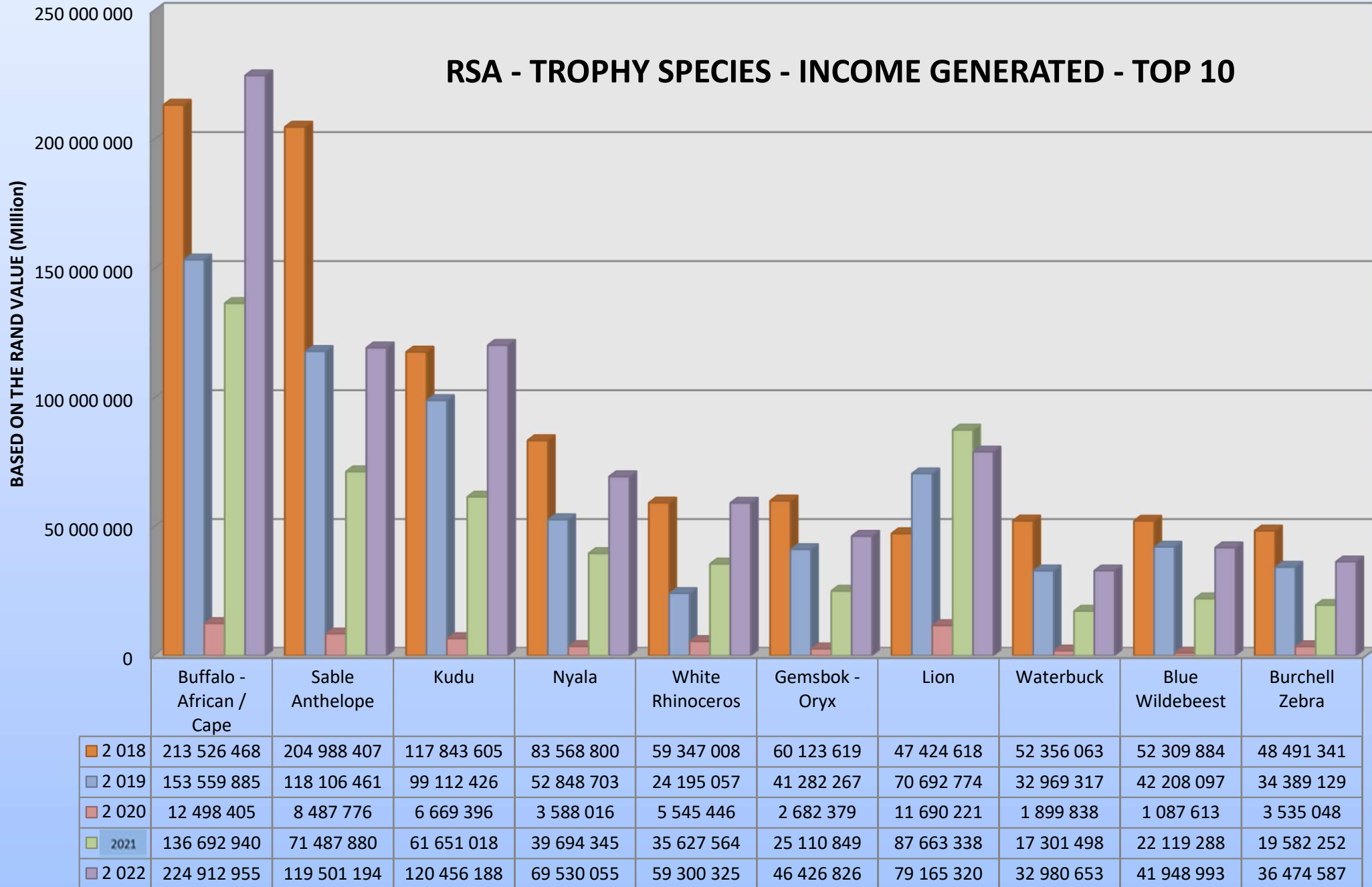


forestry, fisheries
& the environment

Department:
Forestry, Fisheries and the Environment
REPUBLIC OF SOUTH AFRICA



RSA - TROPHY SPECIES - INCOME GENERATED - TOP 10

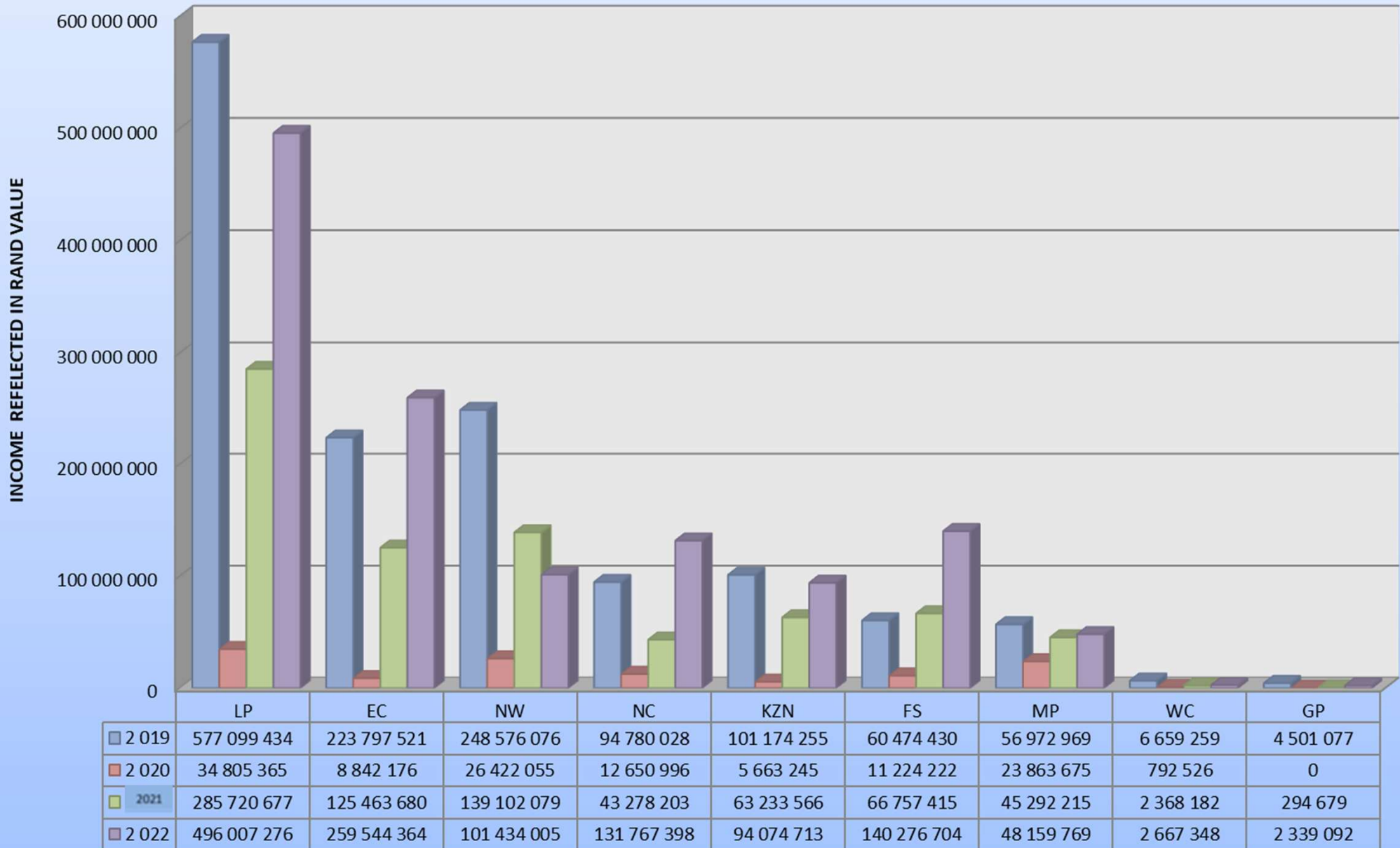


forestry, fisheries
& the environment

Department:
Forestry, Fisheries and the Environment
REPUBLIC OF SOUTH AFRICA



RSA - INCOME GENERATED - PER PROVINCE



**forestry, fisheries
& the environment**

Department:
Forestry, Fisheries and the Environment
REPUBLIC OF SOUTH AFRICA



SOUTH AFRICAN PROFESSIONAL HUNTING STATISTICS

STATISTICS PERIOD

1 January 2022 - 31 December 2022

STATISTICS

SUMMARY

SPECIES	TOTAL INCOME			
	TOTAL	UNIT PRICE	USD	SA Rand
	NUMBER	(Average US \$)	16,3700	
Indigenous species	33 800	512 870	72 000 361	1 178 645 910
Bird species	1 687	1 409	195 198	3 195 391
Reptiles & Amphibians	199	7 150	1 336 550	21 879 324
Alien & Exotic species	814	85 628	2 319 155	37 964 573
TOTAL HUNTED	36 500	607 057	75 851 264	1 241 685 198
Client - Daily rates @ \$	80 511	396	31 918 586	522 507 252
Observer @ \$ 15% hunt days	12 077	221	2 666 887	43 656 934
Species hunted \$	36 500	DEA	75 851 264	1 241 685 198
TOTAL INCOME	129 088		110 436 737	1 807 849 384

ZAR 1 807 849 384



forestry, fisheries
& the environment

Department:
Forestry, Fisheries and the Environment
REPUBLIC OF SOUTH AFRICA



Total Income Generated

	2017	2018	2019	2020	2021	2022
Total income (Rand)	1.77 billion	177 billion	137 billion	124 Mil	945419130 Million	<u>1 807</u> <u>849</u> <u>384</u> Billion
Total income (US \$)	127 Million	133 Million	95 Million	75Million	63899100 Mil	110 364 737 Mil



Provincial Co-Ordinators

Western Cape: Paul Gildenhuys

Eastern Cape: Phumla Mzazi-Geja

Northern Cape: Llewellen Festus

Free State: Nomasomi Tshingo

KZN: Warne Munger

Gauteng: Erasmus Nkabinde

Mpumalanga: Riaan de Lange

Limpopo: Chris Nghenabo

North West: Constant Hoogkamer



forestry, fisheries
& the environment

Department:
Forestry, Fisheries and the Environment
REPUBLIC OF SOUTH AFRICA



THANK YOU!

CITES Policy Development and Implementation
Department of Forestry, Fisheries and the Environment
Tel: | Mobile:
Website: <http://www.environment.gov.za>

Address: The Environment House, 473 Steve Biko Road, Arcadia, Pretoria, 0083

Thank You



forestry, fisheries
& the environment

Department
of Forestry, Fisheries and the Environment
REPUBLIC OF SOUTH AFRICA

